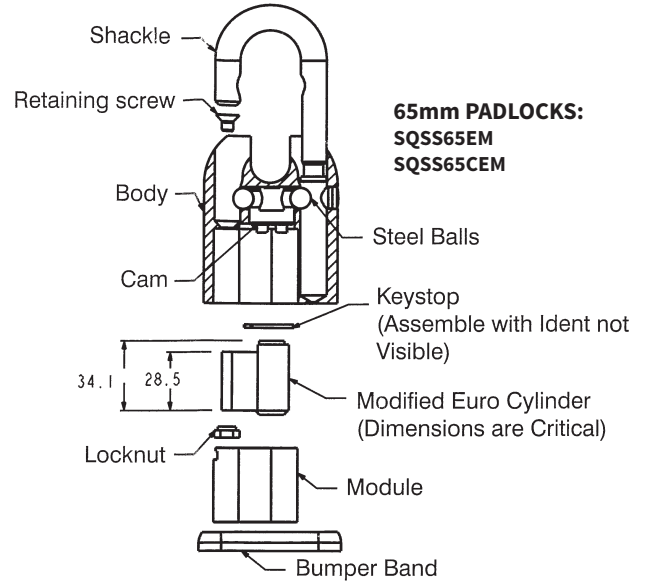
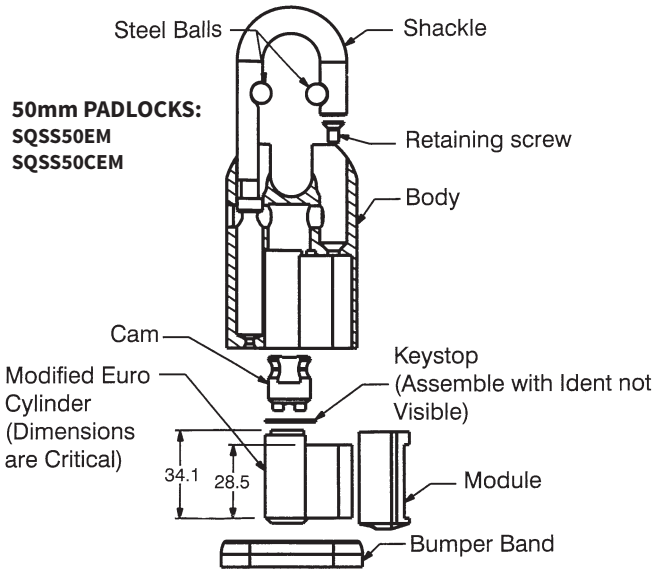


# REKEYABLE PADLOCKS

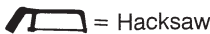
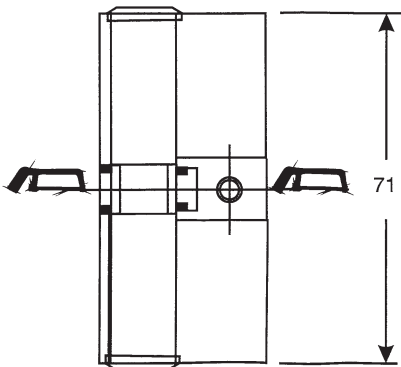
## FITTING INSTRUCTIONS: HOW TO MODIFY A EURO PROFILE CYLINDER TO FIT SQUIRE PADLOCKS

1. Remove module
2. Modify a euro cylinder to dimensions shown and insert into Module and then into padlock body.
3. Lock and unlock padlock to ensure correct operation. Insert retaining screw and tighten



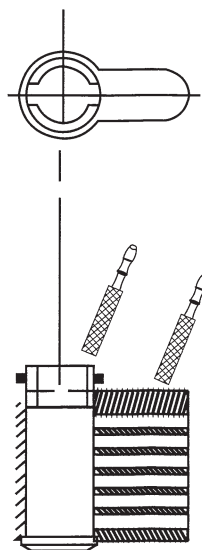
- 1** A single or double cylinder can be modified. A 71mm equal sided double is recommended.

*N.B. Remember you now have two cylinders - more keys may be required.*



All Dimensions in Metric

- 2** Modify it by cutting and filing



- 3** The modified cylinder should have these dimensions which are critical

