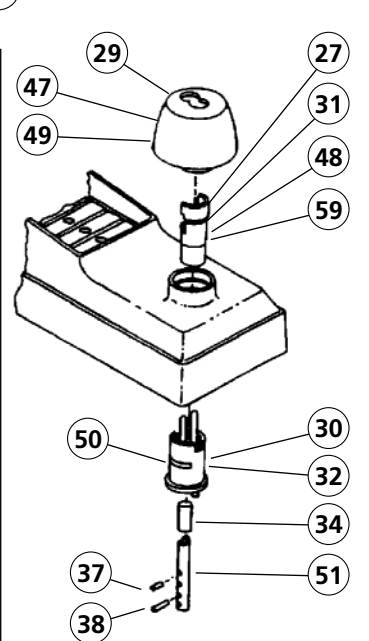
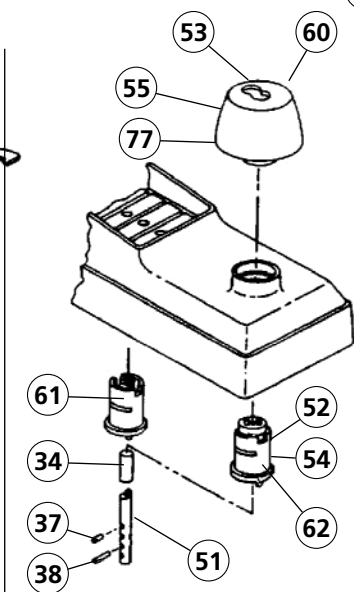
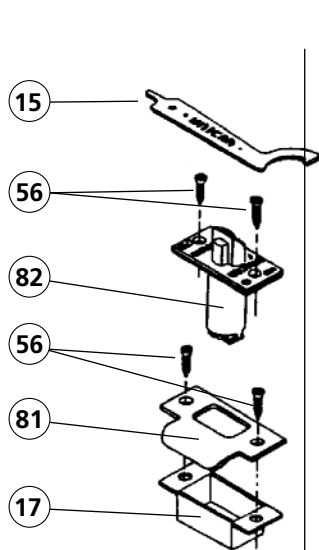
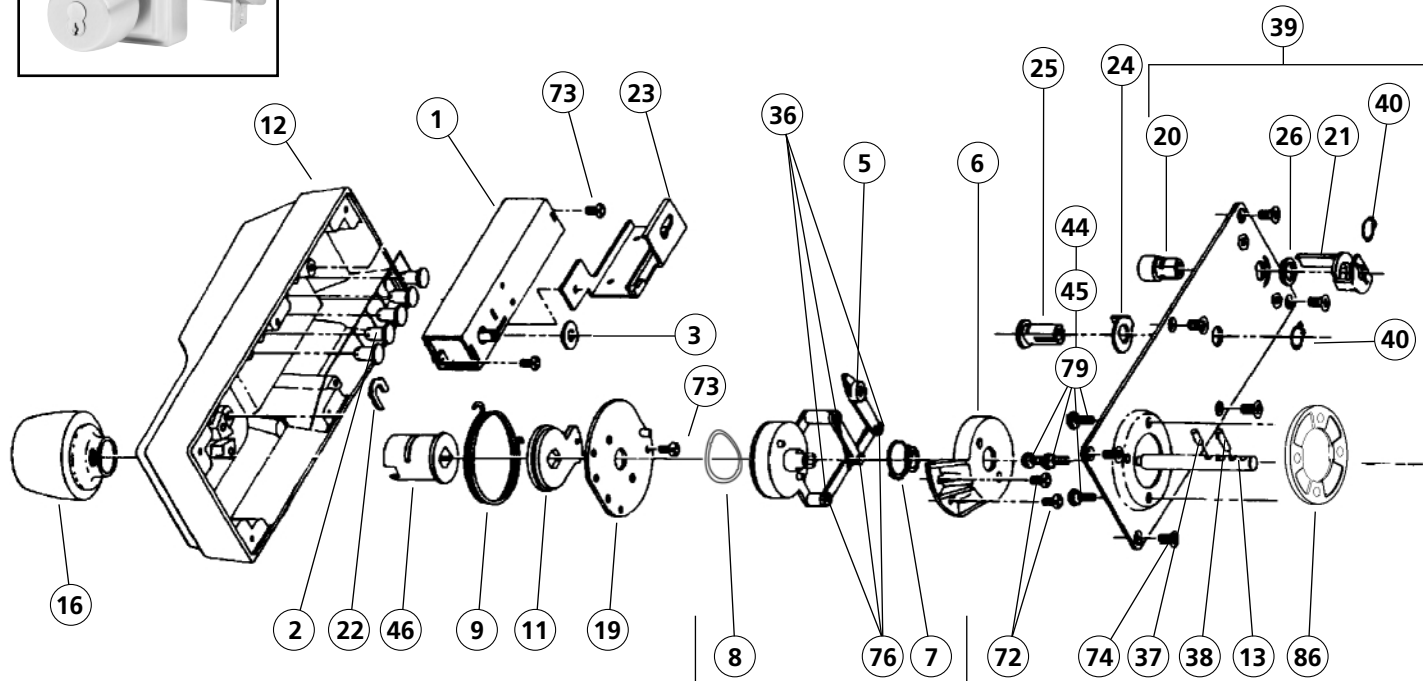


Heavy-Duty Primary Locks

1000 Series Exploded View



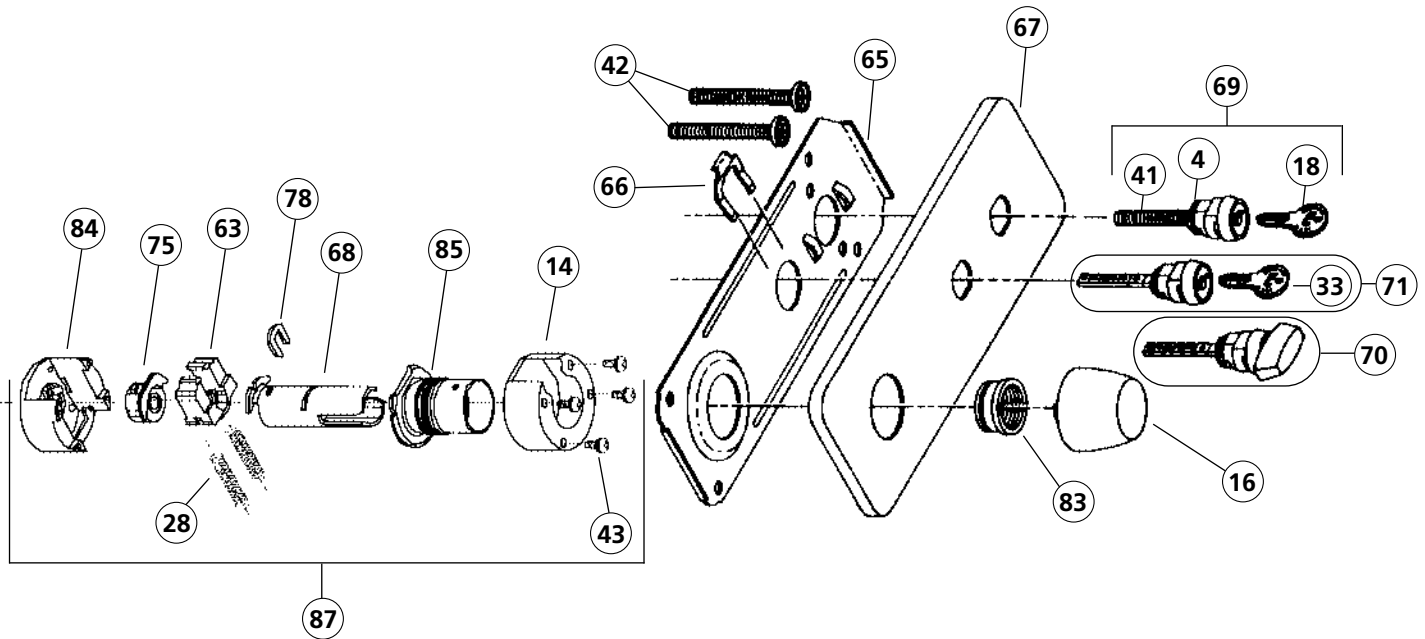
KEYPRINT[®]
SECURITY LTD
45 Assembly Street Edinburgh EH6 7BQ
Tel: 0131 555 0909 Fax: 0131 554 1177
Email: sales@keyprint.co.uk
Website: www.keyprint.co.uk

Key Override Models:
ASSA
Dominion
Medeco/Yale
Schlage

Key Override Models:
Best & Compatibles
Corbin/Russwin
Sargent

Heavy-Duty Primary Locks

1000 Series Exploded View






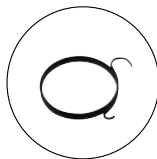





NEW

1000 Series Service Kit

Parts Included in Kit

- Chamber Shaft Bushing
- Clutch Assembly
- Combination Chamber
- Drive Shaft (No Key Override)
- Drive Shaft 1 3/8" (No Key Override)
- Drive Shaft (Key Override)
- Drive Shaft 1 3/8" (Key Override)
- Knob Return Spring
- Stop plate





















203035-000-01

1000 SERIES SERVICE KIT		
		
201430-000-01 CLUTCH ASSEMBLY	201547-000-01 K/O DRIVE SHAFT	74366-000-01 COMBINATION CHAMBER
		
201019-000-01 KNOB RETURN SPRING	204151-000-01 K/O DRIVE SHAFT 1 3/8"	200026-000-01 CHAMBER SHAFT BUSHING
		
	201050-000-01 STANDARD DRIVE SHAFT	201040-000-01 STOP PLATE
		
	204150-000-01 STANDARD DRIVE SHAFT 1 3/8"	

Heavy-Duty Primary Locks

1000 Series Replacement Parts















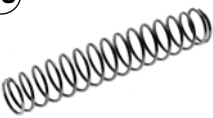





Exploded View Drawing on pages 2-3

	<p>Combination Chamber M-56 / M-63 (Old # 201429-000-01) 74366-000-01</p>		<p>Stop Plate Assembly – Includes 201039 stop plate clutch and 201041 pin stop 201040-000-01</p>
	<p>Pushbuttons 200024-106-10 — Black 200024-109-10 — Silver</p>		<p>Front Housing 201049-03-01 201049-05-01 201049-26D-01</p>
	<p>Shaft Bushing 200026-000-05</p>		<p>Standard Shaft Assembly Non Key Override - Includes: 201437 and 201436 cross pins 201050-000-01</p>
	<p>Spring Nut 200079-000-05</p>		<p>Cover for Shoe Housing 201277-000-01</p>
	<p>Combination Chamber Link 201006-000-05</p>		<p>Installation Wrench (spanner wrench) 201278-000-01</p>
	<p>Clutch Cover Assembly Includes 201007, 201008 201009-000-01</p>		<p>Knob Assembly - No Key Override 201284-03-01 201284-05-01 201284-26D-01</p>
	<p>Balance Spring 201016-000-01</p>		<p>Strike Box (Old Number 55068-000-01) 201287-000-01</p>
	<p>Double Wave Spring 201018-000-01</p>		<p>DF-59 Key (For combination change control) 201298-000-02</p>
	<p>Knob Return Spring 201019-000-01</p>		<p>Clutch Backing Plate 201304-000-01</p>
	<p>Linkage Pin 201038-000-05 (Not shown on exploded view)</p>		<p>Combination Change Stud 201335-000-01</p>

Heavy-Duty Primary Locks

1000 Series Replacement Parts

Exploded View Drawing on pages 2-3

	<p>Combination Change Sleeve 201336-000-01</p>		<p>Knob Insert (For Corbin / Russwin) 201414-000-01</p>
	<p>Retainer Clip (For Front Knob) 201343-000-05</p>		<p>Drive Sleeve Assembly (For Corbin / Russwin) 201421-000-01</p>
	<p>Chamber Release (For models with passage set) 201350-000-01</p>		<p>Key DF-5 (For Models with passage set) 201422-000-02</p>
	<p>Chamber Release Cam (For models with passage set) 201351-000-01</p>		<p>Shaft Self-aligning Bushing (For Models 1021 & 1041) 201425-000-01</p>
	<p>Cam lever actuator stud; Bushing (For models with passage set) 201352-000-01</p>		<p>Clutch Sub-assembly (Includes: 201016, 201018, 201425, 201435) 201430-000-01</p>
	<p>Combination Change Sleeve Washer 201362-000-05</p>		<p>Clutch Link Assembly 201435-000-01</p>
	<p>Knob Insert (For Best / Falcon / Arrow / Eagle / KSP / Lloyd Matheson) 201365-000-01</p>		<p>Roll Pin (Lower Pin) 0.075" (1.9 mm) dia. (For Shaft Assembly) 201436-000-10</p>
	<p>Shoe Spring (For Cylindrical Drive Unit) 201366-000-10</p>		<p>Roll Pin (Upper Pin) 0.100" (2.5 mm) dia. (For Shaft Assembly) 201437-000-10</p>
	<p>Knob Key Override Assembly - (For Best / Falcon / Arrow / Eagle / KSP / Lloyd Matheson) Removable core not included 201382-03-01 201382-05-01 201382-26D-01</p>		<p>Back Plate Sub-assembly (Includes: 201438, 201440, 201362, 201335 & 201336) 201439-000-01</p>
	<p>Drive Sleeve Assembly (For Best / Falcon / Arrow / Eagle / KSP / Lloyd Matheson) 201391-000-01</p>		<p>Retainer Ring 3/8" (9 mm) i.d. (For passage set and combination change sleeve) 201440-000-05</p>

Heavy-Duty Primary Locks

1000 Series Replacement Parts














Exploded View Drawing on pages 2-3

<p>41</p>	<p>Screw Stud 1/4" (6 mm) - 20 x 1 7/8" (48 mm) (For combination change plug)</p> <p>201442-000-05</p>	<p>51</p>	<p>Shaft Assembly - Key Override Includes: 201436, 201437</p> <p>201547-000-01 (Old #201267-045-01)</p>
<p>42</p>	<p>Screw 8-32 x 2 1/2" (64 mm) (For mounting lock to door)</p> <p>201443-000-10</p>	<p>52</p>	<p>Drive Sleeve Assembly (For Medeco / Yale). (Use spacer no. 201569 for 5-pin Medeco core)</p> <p>201548-000-01</p>
<p>43</p>	<p>Sems Screw Phillips 6-32 x 1/4" (6 mm) R.H.M.S. (For shoe housing cover)</p> <p>201446-000-10</p>	<p>53</p>	<p>Knob Key Override Assembly (For Medeco / Yale). Removable core not included. (Use spacer no. 201569 for 5-pin Medeco core) (old # 201517)</p> <p>201549-03-01 201549-05-01 201549-26D-01</p>
<p>44</p>	<p>Sems Screw Phillips 8-32 x 7/16" (11 mm) R.H.M.S. (For spacer)</p> <p>201450-000-10</p>	<p>54</p>	<p>Sleeve Drive Key Override Assembly (For Schlage) (Old # 201559-045-01)</p> <p>201555-000-01</p>
<p>45</p>	<p>Sems screw, Phillips 8-32 x 1 1/16" (17 mm) R.H.M.S. (For spacer).</p> <p>201451-000-10</p>	<p>55</p>	<p>Knob Key Override Assembly (For Schlage) Removable core not included</p> <p>201557-03-01 201557-05-01 201557-26D-01</p>
<p>46</p>	<p>Drive Sleeve Assembly - No key Override Includes 201378, 201376, 201498. (Old # 201062-045-01)</p> <p>201499-000-01</p>	<p>56</p>	<p>Combination Screw; Phillips 8-32 x 3/4" (19 mm) (For Latch & Strike Plate)</p> <p>201565-03-10 201565-05-10 201565-26D-10</p>
<p>47</p>	<p>Knob Key Override Assembly (For Corbin / Russwin) Removable core not included</p> <p>201523-03-01 201523-05-01 201523-26D-01</p>	<p>57</p>	<p>Rubber Bumper (For Door Frame) (Self adhesive strip of 4)</p> <p>201568-000-01 (Not shown on Exploded View)</p>
<p>48</p>	<p>Knob Insert (For Sargent)</p> <p>201524-000-01</p>	<p>58</p>	<p>Knob Spacer (For 5-pin Medeco core)</p> <p>201569-000-01 (Not shown on Exploded View)</p>
<p>49</p>	<p>Knob Key Override Assembly (For Sargent) Removable core not included</p> <p>201526-03-01 201526-05-01 201526-26D-01</p>	<p>59</p>	<p>Knob Insert (For Dominion Lock core)</p> <p>201590-000-01</p>
<p>50</p>	<p>Drive Sleeve Assembly (For Sargent)</p> <p>201530-000-01</p>	<p>60</p>	<p>Knob Assembly (For Dominion Lock) Removeable Core not included</p> <p>201593-03-01 201593-05-01 201593-26D-01</p>

Heavy-Duty Primary Locks

1000 Series Replacement Parts

Exploded View Drawing on pages 2-3





<p>61</p> 	<p>Drive Sleeve Assembly (For Dominion Lock) 201604-000-01</p>	<p>71</p> 	<p>Plug Assembly (For passage set with (2) DF5 keys) 201818-03-01 201818-05-01 201818-26D-01</p>
<p>62</p> 	<p>Drive Sleeve Key Override Assy's (For ASSA) 201609-000-01</p>	<p>72</p> 	<p>Sems Screw Phillips 6-32 x 7/16" (11 mm) R.H.M.S. (For clutch cover) 201953-000-10</p>
<p>63</p> 	<p>Shoe (Old # 201272-000-01) 201723-000-01</p>	<p>73</p> 	<p>Sems Screw Phillips 6-32 x 5/16" (8 mm) R.H.M.S. (For combination chamber & clutch backing plate) 201954-000-10</p>
<p>64</p> 	<p>Unified Trim Plate - Standard 201736-03-01 201736-05-01 201736-26D-01 (Not shown on Exploded View)</p>	<p>74</p> 	<p>Screw - Phillips 6-32 x 3/8" (10 mm) F.H.M.S. (For back plate) (Replaces 201444-022-10) 201955-000-10</p>
<p>65</p> 	<p>Reinforcing Plate 201738-000-01</p>	<p>75</p> 	<p>Drive Insert (Old # 201218-000-01) 204015-000-01</p>
<p>66</p> 	<p>Spring Clip (For passage set) 201740-000-01</p>	<p>76</p> 	<p>Clip, Clutch Linkages (Old# 201293-000-10) 204035-000-10</p>
<p>67</p> 	<p>Unified Trim Plate (For Passage set Models) 201745-03-01 201745-05-01 201745-26D-01</p>	<p>77</p> 	<p>Knob Key Override (For ASSA) Removable core not included (Old # 201543) 204054-03-01 204054-05-01 204054-26D-01</p>
<p>68</p> 	<p>Inside Sleeve Assembly Includes 201743 inside sleeve and 201377 Inside Knob Retainer Clip (Old # 201275-045-01) 201782-000-01</p>	<p>78</p> 	<p>Retainer Clip (For Inside Knob) 204120-000-05</p>
<p>69</p> 	<p>Plug Assembly (For combination change with (2) DF59 keys) 201787-03-01 201787-05-01 201787-26D-01</p>	<p>79</p> 	<p>Sems Screw Phillips 8-32 x 5/16" (5 mm) R.H.M.S. (For spacer) (Old # 201449) 204125-000-10</p>
<p>70</p> 	<p>Plug Assembly (For passage set with turn knob) 201807-03-01 201807-05-01 201807-26D-01</p>	<p>80</p> 	<p>Spacer (Passage Feature for 1031 + 1041 Models) (Not shown in Exploded View) 204160-000-10</p>

Heavy-Duty Primary Locks

1000 Series Replacement Parts



Exploded View Drawing on pages 2-3

	<p>81</p> <p>Standard Strike Plate (Old # 201288)</p> <p>204167-03-01 204167-05-01 204167-26D-01</p>
	<p>82</p> <p>1/2" (13 mm) floating front throw latch 2 3/4" (70 mm) backset</p> <p>204168-03-01 204168-05-01 204168-26D-01</p>
	<p>83</p> <p>Thread Ring (Old # 201282)</p> <p>204169-03-01 204169-05-01 204169-26D-01</p>
	<p>84</p> <p>Shoe Retainer and Bridge Assembly</p> <p>204199-000-01</p>
	<p>85</p> <p>Shoe Retainer Cap Assembly</p> <p>204200-03-01 204200-05-01 204200-26D-01</p>

	<p>86</p> <p>1/4" Spacer, Door Thickness</p> <p>204201-000-01</p>
	<p>87</p> <p>Cylindrical Drive Unit Assembly (Includes: 201277, 201290, 201366, 201446, 201723, 201782, 204015, 204120, 204199, 204200)</p> <p>204202-03-01 204202-05-01 204202-26D-01</p>
	<p>88</p> <p>Back Plate Assembly (Includes: 201439, 201450, 204201, 204202) (Not shown in Exploded View)</p> <p>204203-03-01 204203-05-01 204203-26D-01</p>
<p>89</p> <p>See individual components for photo presentation.</p>	<p>Screw Pack- Includes (1) 201437, (2) 201443, (4) 201449, (4) 201451, (4) 201565, (1) 201568, (4) 204125, (1) 204159, (Not shown in Exploded View)</p> <p>204210-03-11 204210-05-11 204210-26D-11</p>
	<p>90</p> <p>Accessory Kits (For lock installation) (Not shown in Exploded View)</p> <p>204211-03-11 204211-05-11 204211-26D-11</p>

Time Mode Option Replacement Parts

	<p>Pneumatic Timer with Microswitch</p> <p>200210-000-01</p>
	<p>Modified Chamber Link</p> <p>201575-000-01</p>
	<p>Pneumatic Timer Without Microswitch</p> <p>201577-000-01</p>






	<p>Spacer</p> <p>201578-000-01</p>
	<p>Modified Cover Plate Assembly</p> <p>201580-000-01</p>

Heavy-Duty Primary Locks




1000 Series Accessories

Exploded View Drawing on pages 2-3

	<p>UNI-LUB Use for arctic applications – Includes one 4oz. (118 ml) squeeze bottle of moisture-repellant anti-freeze lubricant, and one 4oz. (118 ml) squeeze bottle of light-consistency grease (temperature range -40° to 140°). 841-00-21</p>
	<p>3/4" (19mm) brass latch carries 3-hour UL/ULC fire rating for "A" labeled doors. 2 3/4" (70 mm) backset. Beveled front. 201144-03-01 201144-05-01 201144-26D-01 03 / 05/26D</p>
	<p>Best equivalent Removable Core Cylinder 201484-03-01 201484-05-01 201484-26D-01 (Sold International Only - Not available for U.S.) 03 / 05/26D</p>
	<p>Filler Plate 15" (381 mm) 201518-03-41 (1000-17-03) 201518-05-41 (1000-17-05) 201518-26D-41 (1000-17-26D) 03 / 05/26D</p>
	<p>Dominion Lock Removable Core Cylinder 201597-03-01 201597-05-01 201597-26D-01 03 / 05/26D</p>
	<p>Anti-spy Shield 201600-19-41 (1000-22-19) Black only</p>

	<p>3/4" (19 mm) flat front latch carries 3-hour UL/ULC fire rating for "A" labeled doors. 2 3/4" (70 mm) backset 201605-03-01 201605-05-01 201605-26D-01 03 / 05/26D</p>
	<p>ASA Roller Strike (For 4 7/8" (105 mm) long cutout) 201821-03-01 (1000-14-03) 201821-05-01 (1000-14-05) 201821-26D-01 (1000-14-26D) 03 / 05/26D</p>
	<p>Filler Plate 10 1/2" (267 mm) 201826-03-41 (1000-23-03) 201826-05-41 (1000-23-05) 201826-26D-41 (1000-23-26D) 03 / 05/26D</p>
	<p>ASA Strike (For 4 7/8" (105 mm) long cutout) (Old # 201413) 204119-03-01 (1000-15-03) 204119-05-01 (1000-15-05) 204119-26D-01 (1000-15-26D) 03 / 05/26D</p>
	<p>1/2" (13 mm) brass latch carries 3-hour UL/ULC fire rating for "A" labeled doors. 2 3/4" (70 mm) backset. Floating front. (Old # 55071) 204168-03-01 / 204168-05-01 204168-26D-01</p>

1000 Series Knob Conversion Assemblies

	<p>Corbin / Russwin Conversion Assembly (C) 201417-03-01 201417-05-01 201417-26D-01 03 / 05/26D</p>
	<p>Best / Falcon / Arrow / Eagle / KSP / Lloyd Matheson Conversion Assembly (B) 201490-03-01 201490-05-01 201490-26D-01 03 / 05/26D</p>
	<p>Medeco / Yale Conversion Assembly Request spacer 201569 for 5-pin Medeco. (M) 201519-03-01 201519-05-01 201519-26D-01 03 / 05/26D</p>

	<p>Sargent Conversion Assembly (R) 201532-03-01 201532-05-01 201532-26D-01 03 / 05/26D</p>
	<p>Schlage Conversion Assembly (S) 201558-03-01 201558-05-01 201558-26D-01 03 / 05/26D</p>
	<p>Dominion Lock Conversion Assembly (DL) 201595-03-01 201595-05-01 201595-26D-01 03 / 05/26D</p>
	<p>Assa Conversion Assembly (A) 201610-03-01 201610-05-01 201610-26D-01 03 / 05/26D</p>

Conversion Assemblies

Use the following conversion assemblies to convert an existing 1000 Series lock from standard to key override.

Removable core cylinders not included.

Dominion Lock & Best equivalent core is available- see above.